

Overview

At the beginning of the new millennium, world leaders gathered at the United Nations to shape a broad vision to fight poverty in its many dimensions. That vision, which was translated into eight Millennium Development Goals (MDGs), has remained the overarching development framework for the world for the past 15 years.

As we reach the end of the MDG period, the world community has reason to celebrate. Thanks to concerted global, regional, national and local efforts, the MDGs

have saved the lives of millions and improved conditions for many more. The data and analysis presented in this report prove that, with targeted interventions, sound strategies, adequate resources and political will, even the poorest countries can make dramatic and unprecedented progress. The report also acknowledges uneven achievements and shortfalls in many areas. The work is not complete, and it must continue in the new development era.

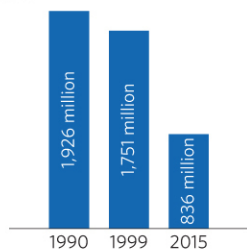
Unprecedented efforts have resulted in profound achievements

GOAL 1: ERADICATE EXTREME POVERTY AND HUNGER

Extreme poverty rate in developing countries



Global number of extreme poor



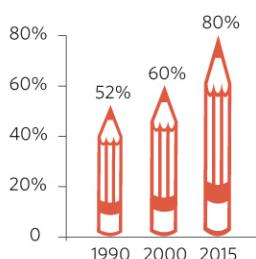
- Extreme poverty has declined significantly over the last two decades. In 1990, nearly half of the population in the developing world lived on less than \$1.25 a day; that proportion dropped to 14 per cent in 2015.
- Globally, the number of people living in extreme poverty has declined by more than half, falling from 1.9 billion in 1990 to 836 million in 2015. Most progress has occurred since 2000.
- The number of people in the working middle class—living on more than \$4 a day—has almost tripled between 1991 and 2015. This group now makes up half the workforce in the developing regions, up from just 18 per cent in 1991.
- The proportion of undernourished people in the developing regions has fallen by almost half since 1990, from 23.3 per cent in 1990-1992 to 12.9 per cent in 2014-2016.

GOAL 2: ACHIEVE UNIVERSAL PRIMARY EDUCATION

Global out-of-school children of primary school age



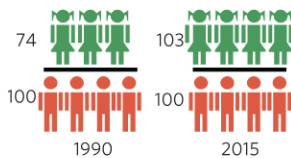
Primary school net enrolment rate in sub-Saharan Africa



- The primary school net enrolment rate in the developing regions has reached 91 per cent in 2015, up from 83 per cent in 2000.
- The number of out-of-school children of primary school age worldwide has fallen by almost half, to an estimated 57 million in 2015, down from 100 million in 2000.
- Sub-Saharan Africa has had the best record of improvement in primary education of any region since the MDGs were established. The region achieved a 20 percentage point increase in the net enrolment rate from 2000 to 2015, compared to a gain of 8 percentage points between 1990 and 2000.
- The literacy rate among youth aged 15 to 24 has increased globally from 83 per cent to 91 per cent between 1990 and 2015. The gap between women and men has narrowed.

GOAL 3: PROMOTE GENDER EQUALITY AND EMPOWER WOMEN

Primary school enrolment ratio in Southern Asia



90% of countries have more women in parliament since 1995



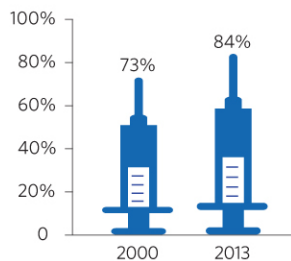
- Many more girls are now in school compared to 15 years ago. The developing regions as a whole have achieved the target to eliminate gender disparity in primary, secondary and tertiary education.
- In Southern Asia, only 74 girls were enrolled in primary school for every 100 boys in 1990. Today, 103 girls are enrolled for every 100 boys.
- Women now make up 41 per cent of paid workers outside the agricultural sector, an increase from 35 per cent in 1990.
- Between 1991 and 2015, the proportion of women in vulnerable employment as a share of total female employment has declined 13 percentage points. In contrast, vulnerable employment among men fell by 9 percentage points.
- Women have gained ground in parliamentary representation in nearly 90 per cent of the 174 countries with data over the past 20 years. The average proportion of women in parliament has nearly doubled during the same period. Yet still only one in five members are women.

GOAL 4: REDUCE CHILD MORTALITY

Global number of deaths of children under five



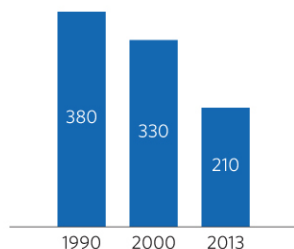
Global measles vaccine coverage



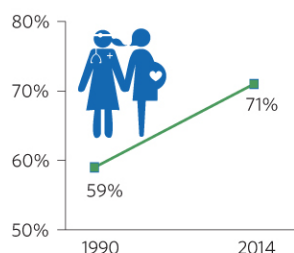
- The global under-five mortality rate has declined by more than half, dropping from 90 to 43 deaths per 1,000 live births between 1990 and 2015.
- Despite population growth in the developing regions, the number of deaths of children under five has declined from 12.7 million in 1990 to almost 6 million in 2015 globally.
- Since the early 1990s, the rate of reduction of under-five mortality has more than tripled globally.
- In sub-Saharan Africa, the annual rate of reduction of under-five mortality was over five times faster during 2005–2013 than it was during 1990–1995.
- Measles vaccination helped prevent nearly 15.6 million deaths between 2000 and 2013. The number of globally reported measles cases declined by 67 per cent for the same period.
- About 84 per cent of children worldwide received at least one dose of measles-containing vaccine in 2013, up from 73 per cent in 2000.

GOAL 5: IMPROVE MATERNAL HEALTH

Global maternal mortality ratio (deaths per 100,000 live births)



Global births attended by skilled health personnel



- Since 1990, the maternal mortality ratio has declined by 45 per cent worldwide, and most of the reduction has occurred since 2000.
- In Southern Asia, the maternal mortality ratio declined by 64 per cent between 1990 and 2013, and in sub-Saharan Africa it fell by 49 per cent.
- More than 71 per cent of births were assisted by skilled health personnel globally in 2014, an increase from 59 per cent in 1990.
- In Northern Africa, the proportion of pregnant women who received four or more antenatal visits increased from 50 per cent to 89 per cent between 1990 and 2014.
- Contraceptive prevalence among women aged 15 to 49, married or in a union, increased from 55 per cent in 1990 worldwide to 64 per cent in 2015.

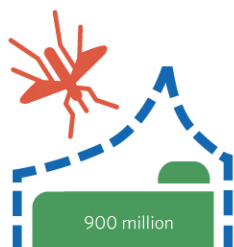
GOAL 6: COMBAT HIV/AIDS, MALARIA AND OTHER DISEASES

Global antiretroviral therapy treatment



- New HIV infections fell by approximately 40 per cent between 2000 and 2013, from an estimated 3.5 million cases to 2.1 million.
- By June 2014, 13.6 million people living with HIV were receiving antiretroviral therapy (ART) globally, an immense increase from just 800,000 in 2003. ART averted 7.6 million deaths from AIDS between 1995 and 2013.
- Over 6.2 million malaria deaths have been averted between 2000 and 2015, primarily of children under five years of age in sub-Saharan Africa. The global malaria incidence rate has fallen by an estimated 37 per cent and the mortality rate by 58 per cent.


Number of insecticide-treated mosquito nets delivered in sub-Saharan Africa, 2004-2014



- More than 900 million insecticide-treated mosquito nets were delivered to malaria-endemic countries in sub-Saharan Africa between 2004 and 2014.
- Between 2000 and 2013, tuberculosis prevention, diagnosis and treatment interventions saved an estimated 37 million lives. The tuberculosis mortality rate fell by 45 per cent and the prevalence rate by 41 per cent between 1990 and 2013.

GOAL 7: ENSURE ENVIRONMENTAL SUSTAINABILITY

1.9 billion people have gained access to piped drinking water since 1990



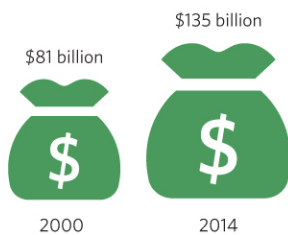
98% of ozone-depleting substances eliminated since 1990



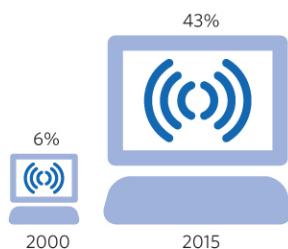
- Ozone-depleting substances have been virtually eliminated since 1990, and the ozone layer is expected to recover by the middle of this century.
- Terrestrial and marine protected areas in many regions have increased substantially since 1990. In Latin America and the Caribbean, coverage of terrestrial protected areas rose from 8.8 per cent to 23.4 per cent between 1990 and 2014.
- In 2015, 91 per cent of the global population is using an improved drinking water source, compared to 76 per cent in 1990.
- Of the 2.6 billion people who have gained access to improved drinking water since 1990, 1.9 billion gained access to piped drinking water on premises. Over half of the global population (58 per cent) now enjoys this higher level of service.
- Globally, 147 countries have met the drinking water target, 95 countries have met the sanitation target and 77 countries have met both.
- Worldwide, 2.1 billion people have gained access to improved sanitation. The proportion of people practicing open defecation has fallen almost by half since 1990.
- The proportion of urban population living in slums in the developing regions fell from approximately 39.4 per cent in 2000 to 29.7 per cent in 2014.

GOAL 8: DEVELOP A GLOBAL PARTNERSHIP FOR DEVELOPMENT

Official development assistance



Global Internet penetration



- Official development assistance from developed countries increased by 66 per cent in real terms between 2000 and 2014, reaching \$135.2 billion.
- In 2014, Denmark, Luxembourg, Norway, Sweden and the United Kingdom continued to exceed the United Nations official development assistance target of 0.7 per cent of gross national income.
- In 2014, 79 per cent of imports from developing to developed countries were admitted duty free, up from 65 per cent in 2000.
- The proportion of external debt service to export revenue in developing countries fell from 12 per cent in 2000 to 3 per cent in 2013.
- As of 2015, 95 per cent of the world's population is covered by a mobile-cellular signal.
- The number of mobile-cellular subscriptions has grown almost tenfold in the last 15 years, from 738 million in 2000 to over 7 billion in 2015.
- Internet penetration has grown from just over 6 per cent of the world's population in 2000 to 43 per cent in 2015. As a result, 3.2 billion people are linked to a global network of content and applications.